

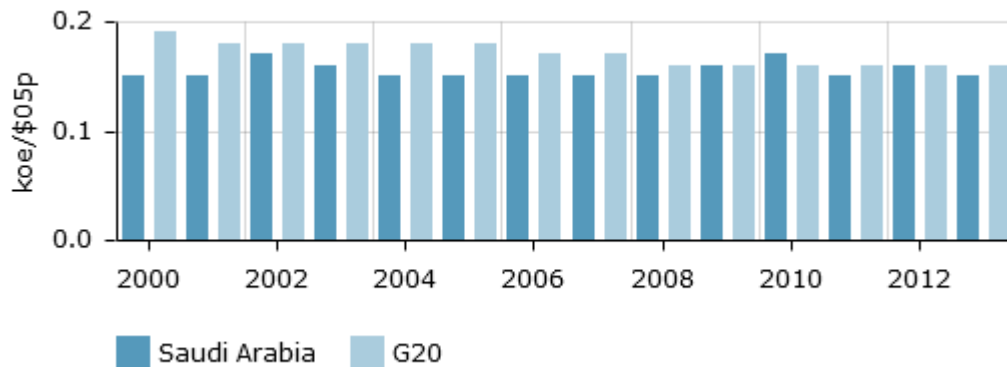
## G20 key indicators Saudi Arabia

Table 1: Intensities (Base 100 = G20)

Saudi Arabia	2013 (100=G20)
Primary intensity	98.00
Final intensity	67.00
Industry intensity	32.00
Transport intensity	17.00
Service intensity	53.00
Agriculture intensity	17.00


Source: Enerdata

Figure 1: Trends in primary energy intensity at purchasing power parities



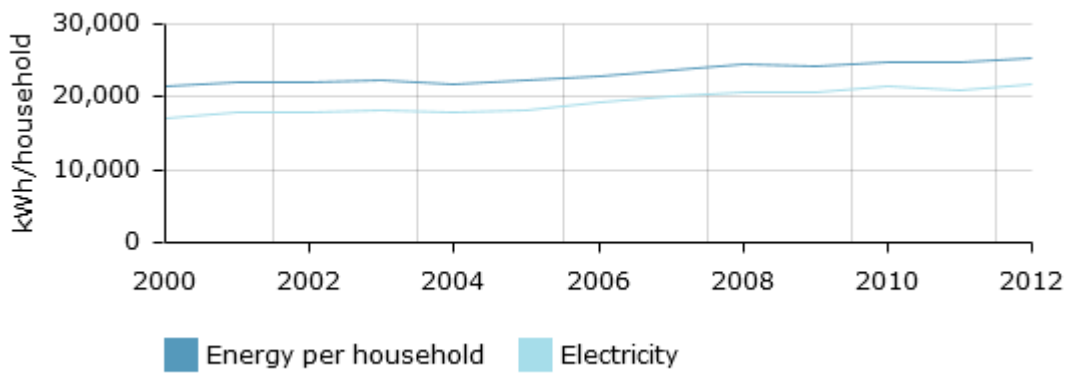
Source: Enerdata

**Figure 2: Breakdown of final energy by sector**



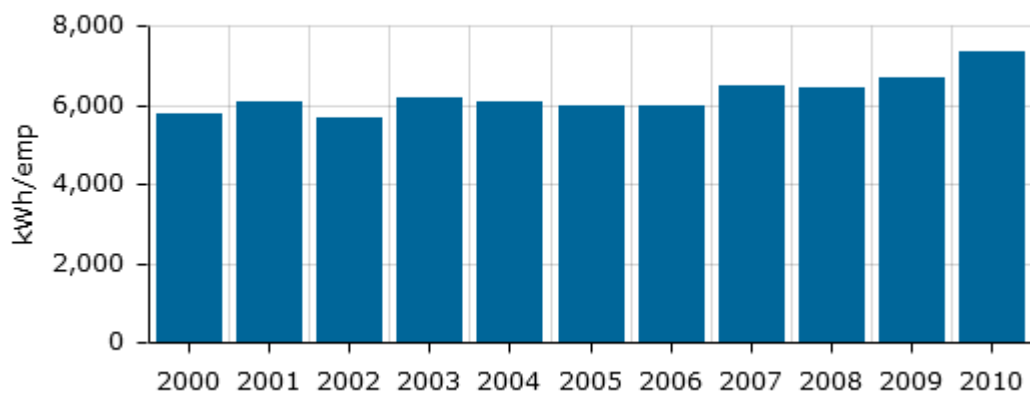
Source: Enerdata

**Figure 3: Energy consumption per household**



Source: Enerdata

**Figure 4: Unit electricity consumption of services per employee**



Source: Enerdata