

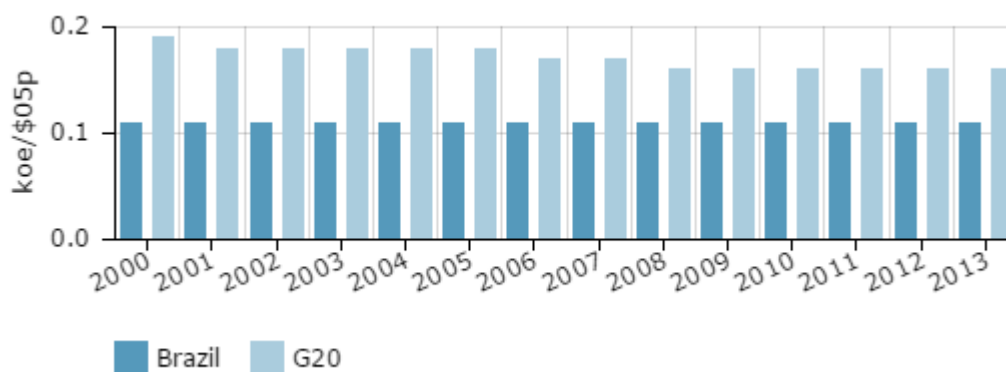
G20 key indicators Brazil

Table 1: Intensities (Base 100 = G20)

Brazil	2013 (100=G20)
Primary intensity	72.00
Final intensity	88.00
Industry intensity	125.00
Transport intensity	166.00
Service intensity	47.00
Agriculture intensity	166.00


Source: Enerdata

Figure 1: Trends in primary energy intensity at purchasing power parities



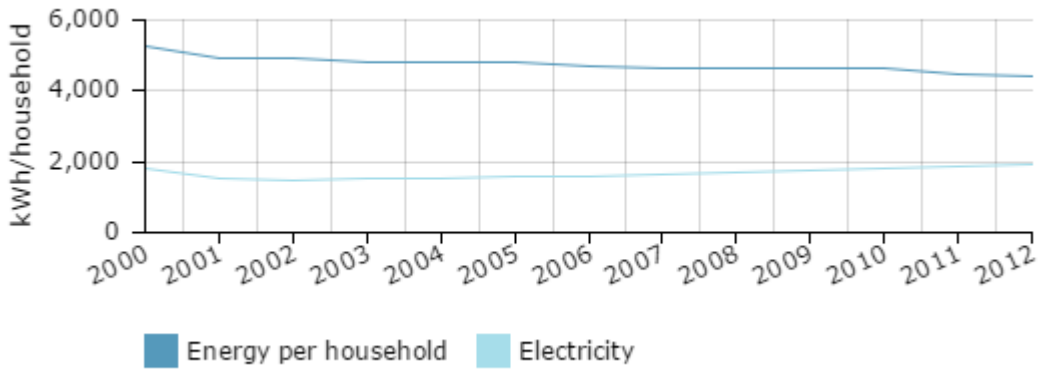
Source: Enerdata

Figure 2: Breakdown of final energy by sector



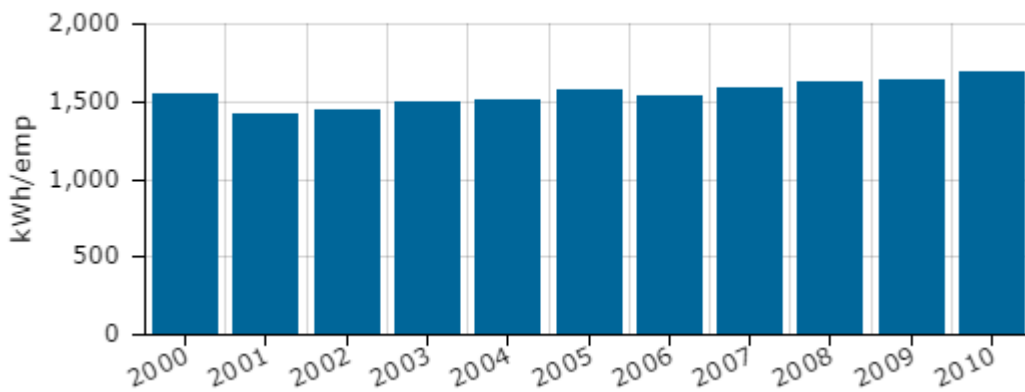
Source: Enerdata

Figure 3: Energy consumption per household



Source: Enerdata

Figure 4: Unit electricity consumption of services per employee



Source: Enerdata